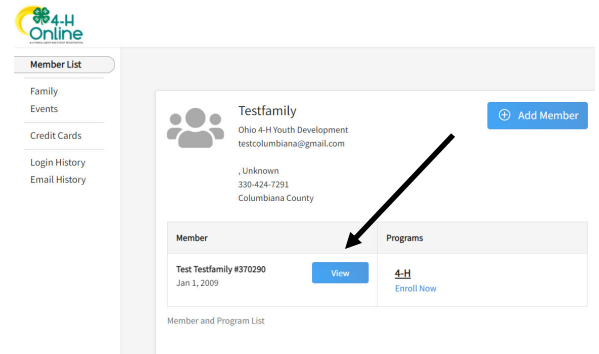




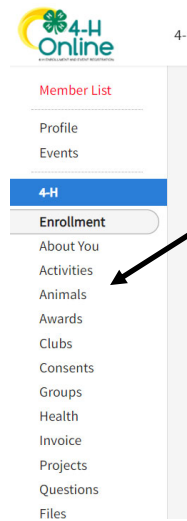
4-H ONLINE ANIMAL ID INSTRUCTIONS— Poultry (TURKEY)

Step 1: Log into your 4-H online profile

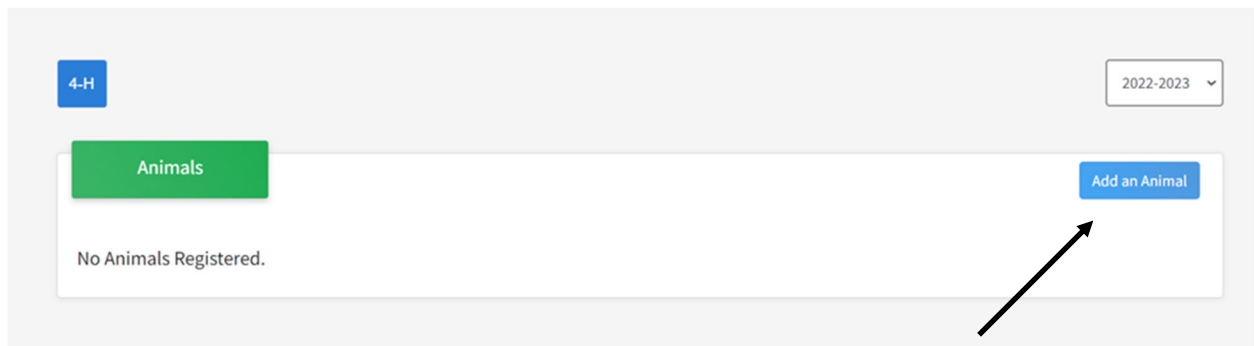
Step 2: Select the 4-H Member's name and Click on



Step 3: Click on Animal on the left hand side of the screen



Step 4: Click on Add Animal



Step 5: Click Add New Animal

Then Continue

Add an Animal

Add New Animal

Adding a new animal not previously registered can be done here.

Add New Animal

Previously Added Animals

Animals that have been added and approved by the member or a family member in a previous program year and can be re-activated for the current program year.

Cancel Continue

Step 6: Select from drop down box Poultry Market

Name: Enter the animals Name /Identifier this identifies the animal

Click on Continue

Add an Animal

New Animal

Animal Type *required*

Identifier *required*

Cancel Continue

Step 7:

The following chart will help you complete the fields in 4-H online.

Poultry Market– Turkey	Select – Poultry Market
Animal Age	Optional
Animal Name	Required – if not named n/a
Animal Birthdate	Required- hatched date
Breed	Required -Broad Breasted Bronze or Broad Breasted White
Breeder Name	Required if unknown put n/a
County Raised	Optional
Animal Gender	Required
Type of Poultry	Required – Turkey
FILES/PHOTOS TO UPLOAD In 4HONLINE	
Front View	Required
Left View	Required
Right View	Required
Animal Identifier	Optional

Progress indicator: 1 Questions, 2 Files, 3 Confirm

Animal

Animal Age

Age

Animal Name *required*

Pen Name

Animal Birthdate *required*

Hatch Date

Breed *required*

Breeder Name *required*

County Raised
 Yes
 No

Animal Gender *required*

Sex

Type of Poultry *required*

List Species of Bird (I.e. Chicken, Duck, Turkey, etc.)

Step 8:

Question Files Confirm

Files

Animal Photo - Front ^{required}

No Image Selected

Upload

Animal Photo - Left ^{required}

No Image Selected

Upload

Animal Photo - Right ^{required}

No Image Selected

Upload

Animal Photo - Identifier

No Image Selected

Upload

Pullorum Document

No Image Selected

Upload

County Document 1

No Image Selected

Upload

Back Next



Step 9:


Review and Click on Submit

Questionnaire Files Confirm

Animal


Animal Age	
Animal Name	XXXX
Animal Birthdate	2/15/2022
Breed	sif
Breeder Name	sif
County Raised	No
Animal Gender	Female
Type of Poultry	XXXX

Animal Photo - Front




Download

Animal Photo - Left



Download

Animal Photo - Right



Download

Animal Photo - Identifier

No Image Selected

County Document 1

No Image Selected

Pullorum Document

No Image Selected

Back Submit

