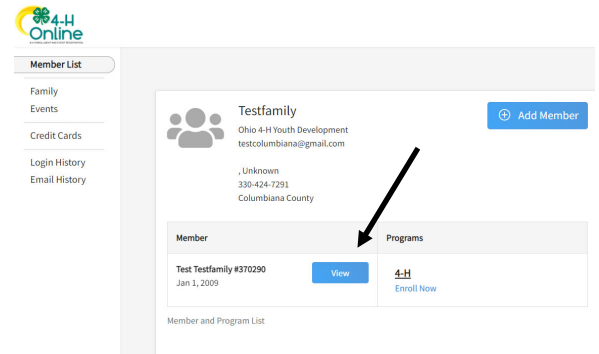




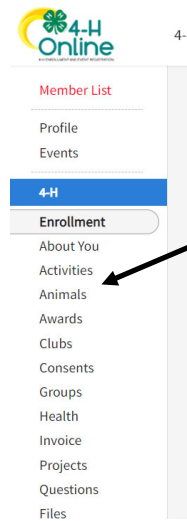
4-H ONLINE ANIMAL ID INSTRUCTIONS— Rabbit Market

Step 1: Log into your 4-H online profile

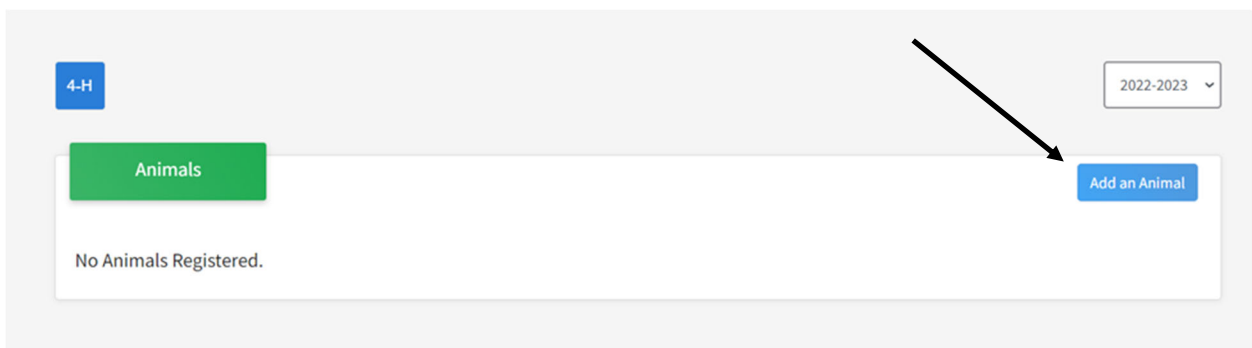
Step 2: Select the 4-H Member's name and Click on



Step 3: Click on Animal on the left hand side of the screen



Step 4: Click on Add Animal



Step 5: Click Add New Animal

Then Continue

Add an Animal

Add New Animal

Adding a new animal not previously registered can be done here.

Add New Animal

Previously Added Animals

Animals that have been added and approved by the member or a family member in a previous program year and can be re-activated for the current program year.

Cancel Continue

Step 6: Select from drop down box Market Rabbit

Name: Enter the animals Tattoo /Identifier this identifies the animal

Click on Continue

Add an Animal

New Animal

Animal Type *required*

Identifier *required*

Cancel Continue

Step 7:

Use the Chart below to help you complete the fields in 4H online.

Market Rabbit	Select – Market Rabbit
Animal Age	Optional
Animal Name	Optional
Animal Birthdate	Required- if unknown 01/01/2023
Breed	Required
Breeder Name	Required – if unknown n/a
County Raised	
Animal Gender	Required
Tag	Optional
Tattoo	Required if unknown XXXX
FILES/PHOTOS TO UPLOAD In 4HONLINE	
Front View	Required
Left View	Required
Right View	Required
Animal Identifier	Required

Progress: 1 Questions | 2 Files | 3 Confirm

Animal

Animal Age

Age

Animal Name

Name

Animal Birthdate *required*

Birth Date

Breed *required*

Breeder Name *required*

County Raised
 Yes
 No

Animal Gender *required*

Sex

Tag

Tattoo *required*

Step 8:

Question File Confirm

Files

Animal Photo - Front ^{required}

No Image Selected

Upload

Animal Photo - Left ^{required}

No Image Selected

Upload

Animal Photo - Right ^{required}

No Image Selected

Upload

Animal Photo - Identifier ^{required}

No Image Selected

Upload

County Document 1

No Image Selected

Upload

Back **Next**




Step 9:

Question File Confer

Animal


Animal Age	
Animal Name	
Animal Birthdate	2/15/2022
Breed	XXXXX
Breeder Name	XXXXX
County Raised	No
Animal Gender	Male
Tag	
Tempo	XXXXX

Animal Photo - Front




Download

Animal Photo - Left




Download

Animal Photo - Right



Download

Animal Photo - Identifier



Download

County Document 1

No Image Selected

Back Submit