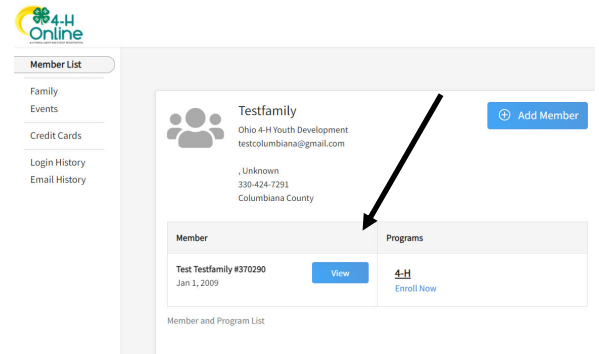




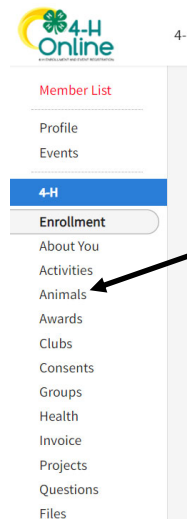
## 4-H ONLINE ANIMAL ID INSTRUCTIONS— Market Steer

Step 1: Log into your 4-H online profile

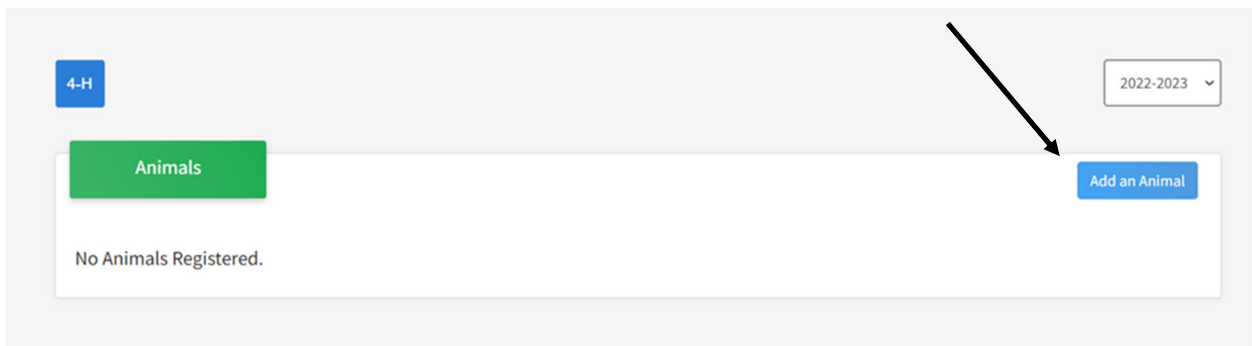
Step 2: Select the 4-H Member's name and Click on



Step 3: Click on Animal on the left hand side of the screen



Step 4: Click on Add Animal



Step 5: Click Add New Animal

Then Continue

Add an Animal

**Add New Animal**

Adding a new animal not previously registered can be done here.

**Add New Animal**

**Previously Added Animals**

Animals that have been added and approved by the member or a family member in a previous program year and can be re-activated for the current program year.

Cancel Continue

Step 6: Select from drop down box Beef/Dairy Market Steer/Heifer

Identifier: Enter Tag #

Click on Continue

Add an Animal

**New Animal**

Animal Type *required*

Identifier *required*

Cancel Continue

Step 7:

Use the Chart below to help you complete the fields in 4H online.

Market Steer	Select – Beef/Dairy Market Steer Heifer
Animal Age	Optional
Animal Name	Required in unknown name enter Steer 1, Steer 2
Beginning Weight	Optional
Beginning Weight Date	Optional
Animal Birthdate	Required
Breed	Required
Breeder Name	Required, if unknown enter n/a Must have breeder name for County Born and Raised
County Raised	Required for Born and Raised
RFID Number	Optional
Animal Gender	Required
Tag	Required
Tattoo	Optional
<b>FILES/PHOTOS TO UPLOAD In 4HONLINE</b>	
Animal Front	Required
Animal Left	Required
Animal Right	Required
Animal Identifier (Tag)	Required
Bred Born Raised	Optional

1 Questions
2 Files
3 Confirm

**Animal**

Animal Age

Age

Animal Name *required*

Name

Beginning Weight

Beginning Weight Date

Animal Birthdate *required*

Birth Date

Breed *required*

Breeder Name *required*

County Raised

Yes

No

RFID Number

RFID

Animal Gender *required*

Sex

Tag *required*

Tattoo

Step 8:

Upload the pictures that are required.

Question **2** File **2** Confirm

Files

Animal Photo - Front

No Image Selected

Upload

Animal Photo - Left

No Image Selected

Upload

Animal Photo - Right

No Image Selected

Upload

Animal Photo - Identifier

No Image Selected

Upload

County Document 1

No Image Selected

Upload

Born Bred Raised

No Image Selected

Upload

Back Next



Step 9:


Review and Click Submit

Owners      Pin      Editor

Animal


Animal Age	
Animal Name	0000
Animal Birthdate	2/18/2022
Sex	0000
Sex	0000
Resistor Mark	0000
Color and Markings	0000
County Refused	No
RFID Number	
Animal Gender	Female
Tag	00000
Tag Color	
Tattoo	

Animal Photo - Front




Download

Animal Photo - Left




Download

Animal Photo - Right



Download

Animal Photo - Identifier



Download

County Document 1

No Image Selected

Shed Barn Haberd

No Image Selected

Back    Submit