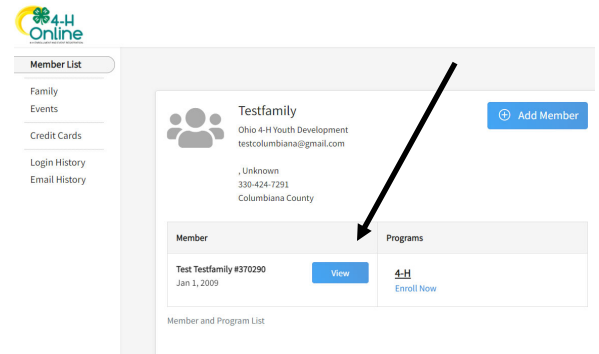




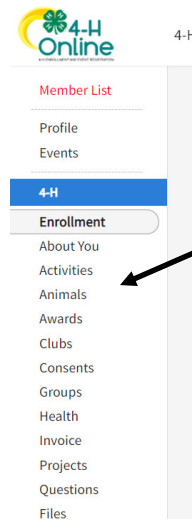
4-H ONLINE ANIMAL ID INSTRUCTIONS— Dairy Goat—Goat Breeding

Step 1: Log into your 4-H online profile

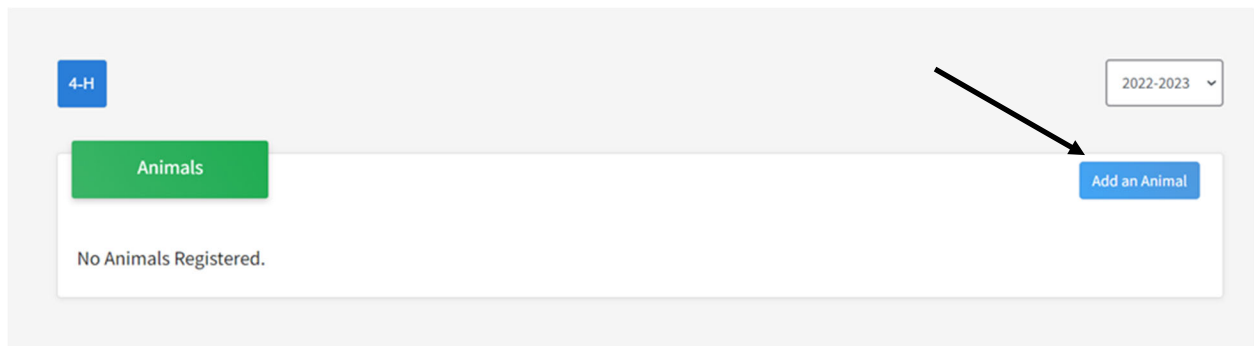
Step 2: Select the 4-H Member's name and Click on View



Step 3: Click on Animal on the left hand side of the screen



Step 4: Click on Add Animal



Step 5: Click Add New Animal

Then Continue

Add an Animal

Add New Animal

Adding a new animal not previously registered can be done here.

Add New Animal

Previously Added Animals

Animals that have been added and approved by the member or a family member in a previous program year and can be re-activated for the current program year.

Cancel Continue

Step 6: Select from drop down box Goat Breeding

Identifier Tag#: If no Tag enter Tattoo # (ie: scrapie tag #, Tattoo #, etc)

Click on Continue

Add an Animal

New Animal

Animal Type *required*

Identifier *required*

Cancel Continue

Step 7:

Use the Chart below to help you fill in the fields in 4H online.

Dairy Goat	Select- Goat Breeding
Animal Age	Optional
Animal Name	Required
Animal Birthdate	Required
Breed	Required
Breeder Name	Required if unknown enter n/a
Colors and Markings	Required
County Raised	Optional
Microchip	Optional
Animal Gender	Required
Tag	Required
Tattoo	Optional (if no tag number enter tattoo number)
FILES/PHOTOS TO UPLOAD In 4HONLINE	
Front of Animal	Required
Left Side of Animal	Required
Right Side of Animal	Required
Tag/Identifier Photo	Required

Progress: 1 Questions | 2 Files | 3 Confirm

Animal

Animal Age

Age

Animal Name *required*

Name

Animal Birthdate *required*

Birth Date

Breed

Breeder Name *required*

Colors And Markings *required*

County Raised

Yes

No

Microchip Number

Microchip Number

RFID Number

RFID

Animal Gender *required*

Sex

Tag *required*

Tag

Tattoo

Tattoo

Step 8:

Upload all required pictures

Questions File Confirm

Files

Animal Photo - Front *******

No Image Selected

Upload

Animal Photo - Left *******

No Image Selected

Upload

Animal Photo - Right *******

No Image Selected

Upload

Animal Photo - Identifier *******

No Image Selected

Upload

Courty Document 1

No Image Selected

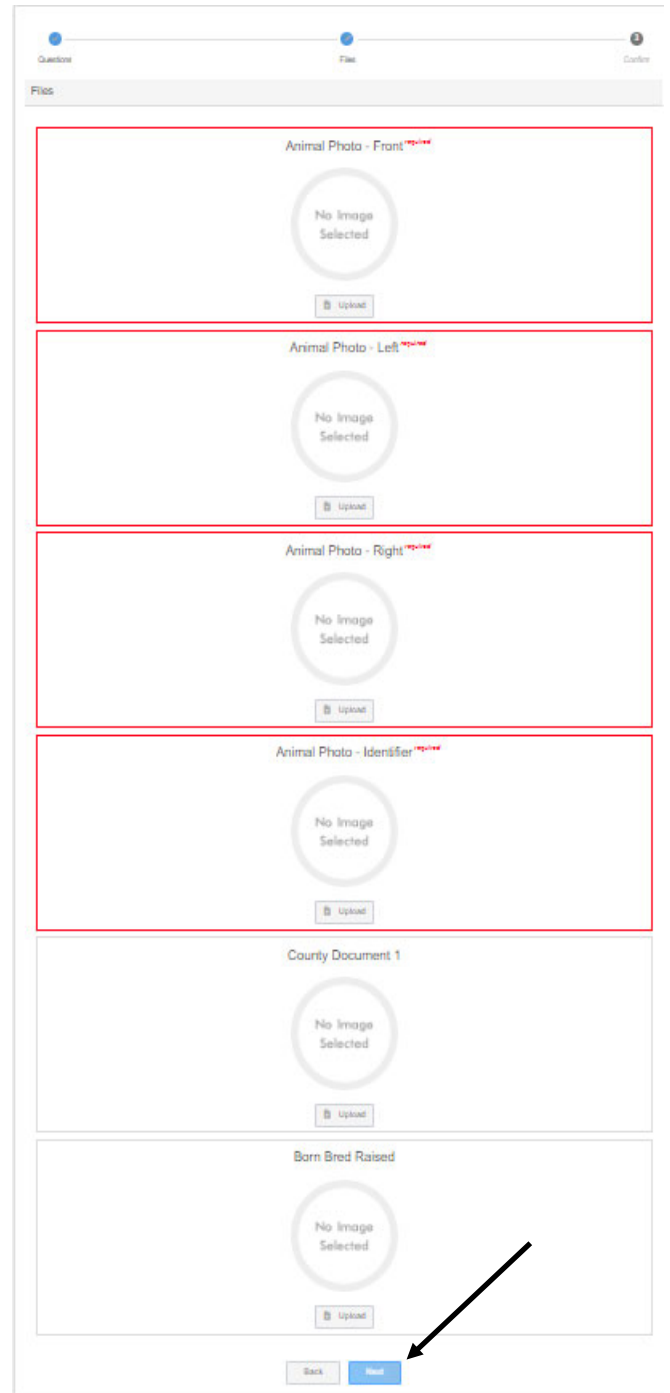
Upload

Born Bred Raised

No Image Selected

Upload

Back Next




Step 9:

Review and Click on Submit


Animal	
Animal Age	
Animal Name	gdyt
Animal Birthdate	2/18/2020
Sex	
Marker Name	lyt
Color and Markings	lyt
County Animal	ly
Membership Number	
RFID Number	
Animal Owner	Frank
Ty	lyt
Tattoo	

Animal Photo - Front




Download

Animal Photo - Left




Download

Animal Photo - Right



Download

Animal Photo - Identify



Download

County Document 1

No Image Selected

Born and Raised

No Image Selected

Back Submit