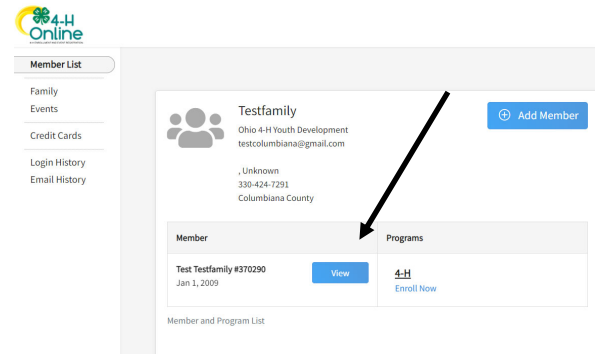




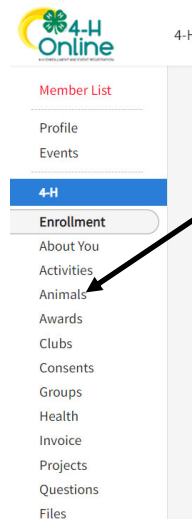
4-H ONLINE ANIMAL ID INSTRUCTIONS— Rabbit Breeding : Doe & Litter

Step 1: Log into your 4-H online profile

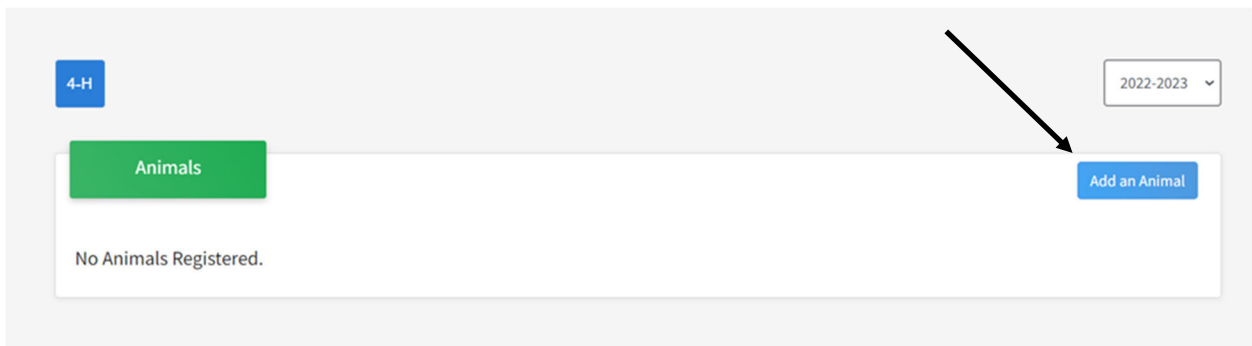
Step 2: Select the 4-H Member's name and Click on



Step 3: Click on Animal on the left hand side of the screen



Step 4: Click on Add Animal



Step 5: Click Add New Animal

Then Continue

Add an Animal

Add New Animal

Adding a new animal not previously registered can be done here.

Add New Animal

Previously Added Animals

Animals that have been added and approved by the member or a family member in a previous program year and can be re-activated for the current program year.

Cancel Continue

Step 6: Select from drop down box Rabbit Breeding or Pet

Name: Enter the animals Tattoo /Identifier this identifies the animal

Click on Continue

Add an Animal

New Animal

Animal Type *required*

Identifier *required*

Cancel Continue

Step 7:

Use the Chart below to help fill out the fields in 4H online

Rabbit Breeding – Doe & Litter	Select – Rabbit Breeding or Pet
Animal Age	Optional
Animal Name	Optional
Animal Birthdate	Required (if unknown 01/01/2023)
Breed	Required
Breeder Name	Optional
Colors and Markings	Required type of variety of rabbit
County Raised	
Animal Gender	Required
Tag	Optional
Tattoo	Required if unknown XXXX
FILES/PHOTOS TO UPLOAD In 4HONLINE	
Front View	Required
Left View	Required
Right View	Required
Animal Identifier	Required

1 Questions 2 Files 3 Confirm

Animal

Animal Age

Age

Animal Name

Name

Animal Birthdate required

Birth Date

Breed required

Breeder Name

Colors And Markings required

County Raised
 Yes
 No

Animal Gender required

Sex

Tag

Tattoo required

Step 8:

Questions Files Confir

Files

Animal Photo - Front ^{required}

No Image Selected

Upload

Animal Photo - Left ^{required}

No Image Selected

Upload

Animal Photo - Right ^{required}

No Image Selected

Upload

Animal Photo - Identifier ^{required}

No Image Selected

Upload

County Document 1

No Image Selected

Upload

Back **Next**



Step 9:


Review and Click Submit

Question File Confer

Animal


Animal Age	
Animal Name	
Animal Birthdate	2/15/2022
Breed	XXXX
Breeder Name	XXXX
County Raised	No
Animal Gender	Male
Tag	
Tempo	XXXX

Animal Photo - Front




Download

Animal Photo - Left




Download

Animal Photo - Right



Download

Animal Photo - Identifier



Download

County Document 1

No Image Selected

Back Submit