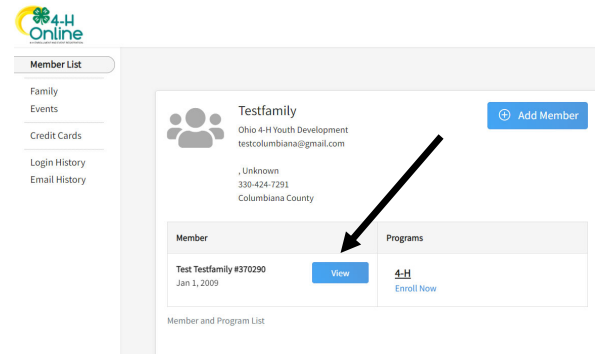




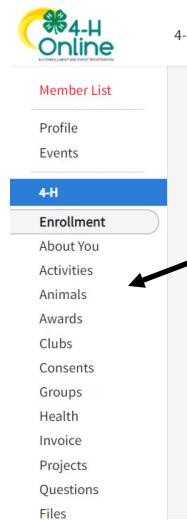
## 4-H ONLINE ANIMAL ID INSTRUCTIONS— Beef Breeding

Step 1: Log into your 4-H online profile

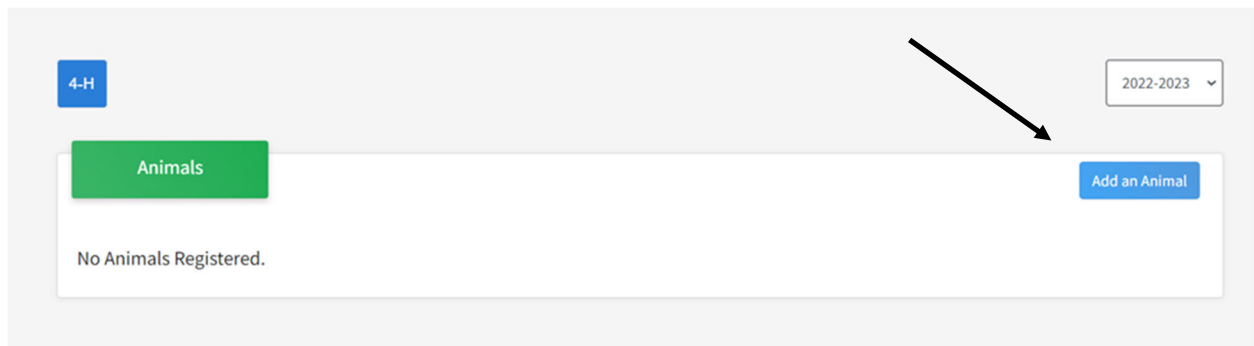
Step 2: Select the 4-H Member's name and Click on View



Step 3: Click on Animal on the left hand side of the screen



Step 4: Click on Add Animal



Step 5: Click Add New Animal

Then Continue

Add an Animal

**Add New Animal**

Adding a new animal not previously registered can be done here.

**Add New Animal**

**Previously Added Animals**

Animals that have been added and approved by the member or a family member in a previous program year and can be re-activated for the current program year.

Cancel Continue

Step 6: Select from drop down box Beef Breeding

Identifier: Tag # Enter Tag # or Tattoo

Click on Continue

Add an Animal

**New Animal**

Animal Type *required*

Identifier *required*

Cancel Continue

Step 7: Use the Chart below to help you fill in the fields on 4H online.

Beef Breeding	Select - Beef Breeding
Animal Age	Optional
Animal Name	Optional if unknown enter XXXX
Animal Birthdate	Required -enter birthdate
Brand	Required – if unknown enter n/a
Breed	Required
Breeder Name	Required- if unknown enter n/a
Colors and Markings	Required
County Raised	Required for Born and Raised
RFID Number	Optional
Animal Gender	Required
Tag	Required if unknown enter XXXX
Tag Color	Optional
Tattoo	Optional
FILES/PHOTOS TO UPLOAD In 4HONLINE	
Animal Front	Required
Animal Left	Required
Animal Right	Required
Animal Identifier (Tag)	Required
Bred Born Raised	Required

Questions Files Confirm

Animal

Animal Age

Animal Name *required*

Animal Birthdate *required*

Brand *required*

Breed

Breeder Name *required*

Colors And Markings *required*

County Raised  
 Yes  
 No

RFID Number

Animal Gender *required*

Tag *required*

Tag Color

Tattoo

Step 8:

In Columbiana the following images need to be uploaded:

Question      File      Confirm

---

Files

Animal Photo - Front

No Image Selected

Upload

Animal Photo - Left

No Image Selected

Upload

Animal Photo - Right

No Image Selected

Upload

Animal Photo - Identifier

No Image Selected

Upload

County Document 1

No Image Selected

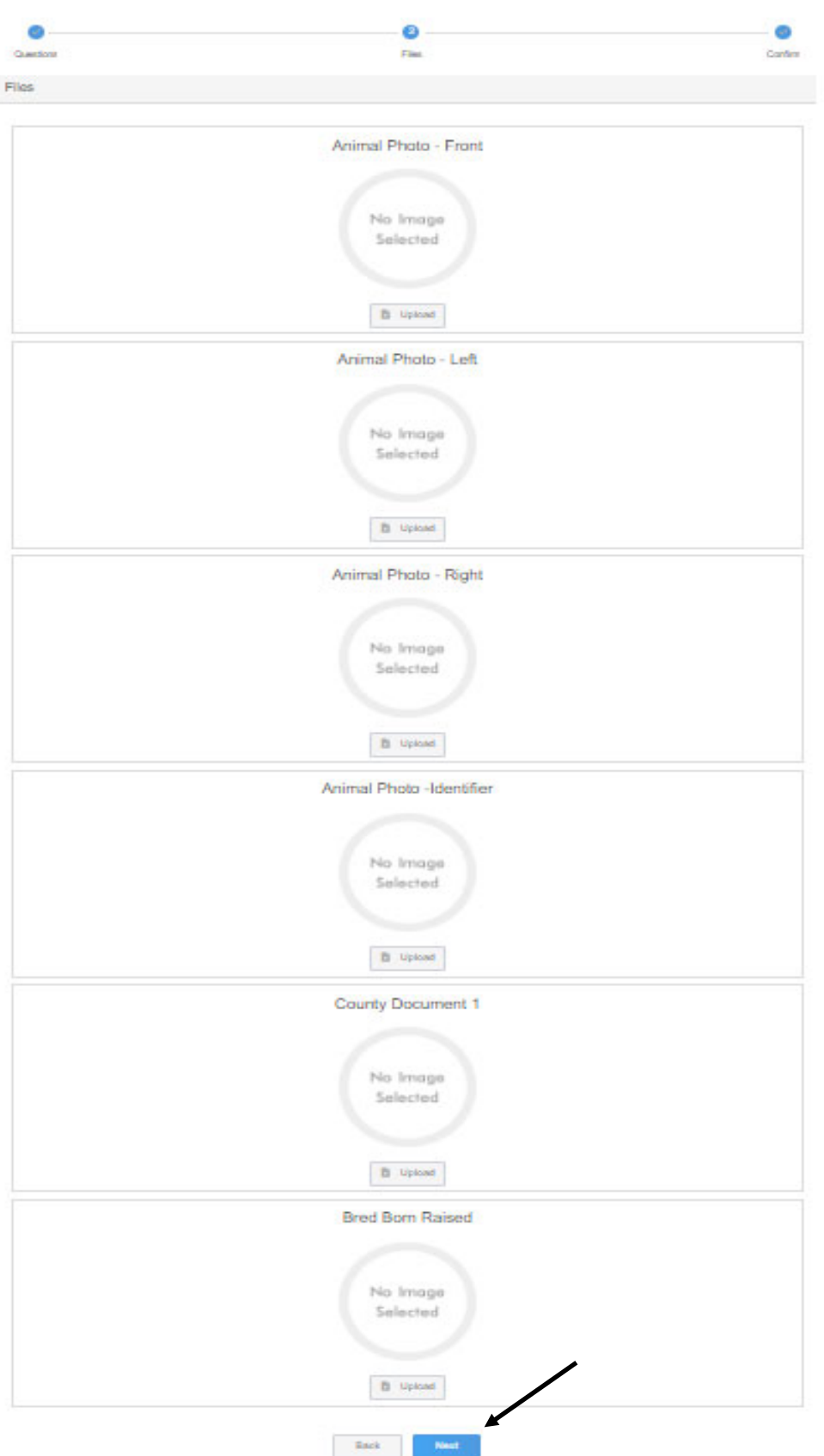
Upload

Bred Born Raised

No Image Selected

Upload

Back      Next



Step 9:

Owners      Pin      Editor


---

Animal

Animal Age	
Animal Name	0000
Animal Birthdate	2/18/2020
Sex	0000
Sex	0000
Resistor Mark	0000
Color and Markings	0000
County Record	No
RFID Number	
Animal Gender	Female
Tag	00000
Tag Color	
Tattoo	

---


Animal Photo - Front



Download

---


Animal Photo - Left



Download

---


Animal Photo - Right



Download

---

Animal Photo - Identifier



Download

---

County Document 1

No Image Selected

---

Shed Barn Haberd

No Image Selected

Back    Submit

←